# C.I.T 2006

# C.I. Formula 3

CIF3

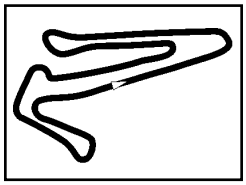

## C.I. Formula 3 - Analisi Tempi Giro Prove di Qualificazione 1° Turno

Adria Int Raceway 2.702 m



### 1 CRESTANI F.

| Giro | Tempo | T. Giro |
|---|---|---|
| | 3'39.528 | |
| 1 | 4'54.849 | 1'15.321 |
| 2 | 6'08.997 | 1'14.148 |
| 3 | 7'31.187 | 1'22.190 |
| 4 | 8'45.426 | 1'14.239 |
| 5 | 9'58.713 | 1'13.287 |
| 6 | 11'11.780 | 1'13.067 |
| 7 | 12'24.974 | 1'13.194 |
| 8 | 13'38.132 | 1'13.158 |
| 9 | 14'57.193 | 1'19.061 P |
| 10 | 19'58.657 | 5'01.464 P |
| 11 | 21'12.121 | 1'13.464 |
| 12 | 22'24.699 | 1'12.578 |
| 13 | 23'37.439 | 1'12.740 |
| 14 | 24'49.664 | **1'12.225** |
| 15 | 26'02.302 | 1'12.638 |
| 16 | 27'15.225 | 1'12.923 |
| 17 | 28'27.698 | 1'12.473 |
| 18 | 30'02.555 | 1'34.857 |

### 2 GLORIOSO F.

| | | |
|---|---|---|
| | 53.166 | |
| 1 | 2'11.683 | 1'18.517 |
| 2 | 3'27.318 | 1'15.635 |
| 3 | 4'49.024 | 1'21.706 |
| 4 | 6'06.725 | 1'17.701 |
| 5 | 7'22.198 | 1'15.473 |
| 6 | 8'36.781 | 1'14.583 |
| 7 | 9'51.366 | 1'14.585 |
| 8 | 11'05.282 | 1'13.916 |
| 9 | 12'19.478 | 1'14.196 |
| 10 | 13'34.738 | 1'15.260 |
| 11 | 14'51.949 | 1'17.211 |
| 12 | 16'05.880 | 1'13.931 |
| 13 | 17'19.340 | 1'13.460 |
| 14 | 18'32.806 | 1'13.466 |
| 15 | 19'46.617 | 1'13.811 |
| 16 | 21'00.093 | 1'13.476 |
| 17 | 22'16.694 | 1'16.601 P |
| 18 | 25'29.014 | 3'12.320 P |
| 19 | 26'42.733 | 1'13.719 |
| 20 | 27'56.386 | 1'13.653 |
| 21 | 29'09.650 | **1'13.264** |
| 22 | 30'23.334 | 1'13.684 |

### 3 TERRANOVA G.

| | | |
|---|---|---|
| | 1'23.523 | |
| 1 | 2'41.689 | 1'18.166 P |
| 2 | 5'57.627 | 3'15.938 P |
| 3 | 7'12.004 | 1'14.377 |
| 4 | 8'25.512 | 1'13.508 |
| 5 | 9'40.657 | 1'15.145 |
| 6 | 10'53.960 | 1'13.303 |
| 7 | 12'06.662 | **1'12.702** |
| 8 | 13'20.001 | 1'13.339 |
| 9 | 14'33.518 | 1'13.517 |
| 10 | 15'46.389 | 1'12.871 |
| 11 | 16'59.171 | 1'12.782 |
| 12 | 18'12.044 | 1'12.873 |
| 13 | 19'24.869 | 1'12.825 |
| 14 | 20'37.731 | 1'12.862 |
| 15 | 21'50.631 | 1'12.900 |
| 16 | 23'06.010 | 1'15.379 P |
| 17 | 25'43.374 | 2'37.364 P |
| 18 | 26'56.159 | 1'12.785 |
| 19 | 28'20.422 | 1'24.263 |
| 20 | 29'33.215 | 1'12.793 |
| 21 | 30'46.060 | 1'12.845 |

### 4 FRASSINETTI A.

| | | |
|---|---|---|
| | 1'15.114 | |
| 1 | 2'30.362 | 1'15.248 |
| 2 | 3'47.274 | 1'16.912 P |
| 3 | 7'02.571 | 3'15.297 P |
| 4 | 8'15.974 | 1'13.403 |
| 5 | 9'30.596 | 1'14.622 |
| 6 | 10'43.325 | 1'12.729 |
| 7 | 11'57.298 | 1'13.973 |
| 8 | 13'09.444 | 1'12.146 |
| 9 | 14'21.611 | 1'12.167 |
| 10 | 15'33.731 | 1'12.120 |
| 11 | 16'46.073 | 1'12.342 |
| 12 | 17'58.256 | 1'12.183 |
| 13 | 19'14.599 | 1'16.343 P |
| 14 | 21'56.758 | 2'42.159 P |
| 15 | 23'09.088 | 1'12.330 |
| 16 | 24'20.973 | **1'11.885** |
| 17 | 25'32.912 | 1'11.939 |
| 18 | 26'44.987 | 1'12.075 |
| 19 | 27'59.916 | 1'14.929 |
| 20 | 29'11.843 | 1'11.927 |
| 21 | 30'32.758 | 1'20.915 |

### 6 MACHESE E.

| | | |
|---|---|---|
| | 1'04.666 | |
| 1 | 2'20.363 | 1'15.697 |
| 2 | 3'34.912 | 1'14.549 |
| 3 | 4'49.864 | 1'14.952 |
| 4 | 6'06.183 | 1'16.319 |
| 5 | 7'19.852 | 1'13.669 |
| 6 | 8'33.126 | 1'13.274 |
| 7 | 9'46.758 | 1'13.632 |
| 8 | 11'00.067 | 1'13.309 |
| 9 | 12'14.175 | 1'14.108 P |
| 10 | 16'40.421 | 4'26.246 P |
| 11 | 17'53.849 | 1'13.428 |
| 12 | 19'06.780 | 1'12.931 |
| 13 | 20'19.799 | 1'13.019 |
| 14 | 21'33.624 | 1'13.825 |
| 15 | 22'46.245 | 1'12.621 |
| 16 | 23'58.646 | **1'12.401** |
| 17 | 25'14.261 | 1'15.615 P |
| 18 | 27'39.363 | 2'25.102 P |
| 19 | 28'52.557 | 1'13.194 |
| 20 | 30'16.165 | 1'23.608 P |

### 8 MASSIRONI M.

| | | |
|---|---|---|
| | 1'01.499 | |
| 1 | 2'17.661 | 1'16.162 |
| 2 | 3'32.560 | 1'14.899 |
| 3 | 4'47.610 | 1'15.050 |
| 4 | 6'01.051 | 1'13.441 |
| 5 | 7'21.164 | 1'20.113 |
| 6 | 8'34.629 | 1'13.465 |
| 7 | 9'59.870 | 1'25.241 |
| 8 | 11'13.068 | 1'13.198 |
| 9 | 12'25.813 | 1'12.745 |
| 10 | 13'38.689 | 1'12.876 |
| 11 | 14'54.762 | 1'16.073 |
| 12 | 16'07.353 | 1'12.591 |
| 13 | 17'20.614 | 1'13.261 P |
| 14 | 20'45.862 | 3'25.248 P |
| 15 | 21'58.744 | 1'12.882 |
| 16 | 23'11.368 | 1'12.624 |
| 17 | 24'23.443 | **1'12.075** |
| 18 | 25'35.647 | 1'12.204 |
| 19 | 26'48.226 | 1'12.579 |
| 20 | 28'00.860 | 1'12.634 |
| 21 | 29'13.039 | 1'12.179 |
| 22 | 30'28.895 | 1'15.856 |

### 11 RIGON D.

| | | |
|---|---|---|
| | 3'52.358 | |
| 1 | 5'06.291 | 1'13.933 |
| 2 | 6'23.333 | 1'17.042 |
| 3 | 7'36.516 | 1'13.183 |
| 4 | 8'51.461 | 1'14.945 |
| 5 | 10'06.233 | 1'14.772 |
| 6 | 11'18.788 | 1'12.555 |
| 7 | 12'31.523 | 1'12.735 |
| 8 | 13'44.446 | 1'12.923 |
| 9 | 14'58.933 | 1'14.487 P |
| 10 | 19'18.199 | 4'19.266 P |
| 11 | 20'31.090 | 1'12.891 |
| 12 | 21'43.307 | 1'12.217 |
| 13 | 22'55.781 | 1'12.474 |
| 14 | 24'08.031 | 1'12.250 |
| 15 | 25'19.995 | **1'11.964** |
| 16 | 26'35.951 | 1'15.956 |
| 17 | 27'48.426 | 1'12.475 |
| 18 | 29'00.395 | 1'11.969 |
| 19 | 30'12.488 | 1'12.093 |

### 12 FACCIONI J.

| | | |
|---|---|---|
| | 2'47.066 | |
| 1 | 4'04.318 | 1'17.252 |
| 2 | 5'20.540 | 1'16.222 |
| 3 | 6'36.259 | 1'15.719 |
| 4 | 7'52.087 | 1'15.828 |
| 5 | 9'07.919 | 1'15.832 |
| 6 | 10'28.850 | 1'20.931 P |
| 7 | 14'57.269 | 4'28.419 P |
| 8 | 16'11.805 | 1'14.536 |
| 9 | 17'25.755 | 1'13.950 |
| 10 | 18'40.067 | 1'14.312 |
| 11 | 19'59.457 | 1'19.390 |
| 12 | 21'14.031 | 1'14.574 |
| 13 | 22'27.854 | 1'13.823 |
| 14 | 23'41.686 | 1'13.832 |
| 15 | 24'55.406 | 1'13.720 |
| 16 | 26'09.269 | 1'13.863 |
| 17 | 27'22.685 | **1'13.416** |
| 18 | 28'36.512 | 1'13.827 |
| 19 | 30'13.882 | 1'37.370 P |

### 14 VLADO A.

| | | |
|---|---|---|
| | 1'44.269 | |
| 1 | 3'05.470 | 1'21.201 |
| 2 | 4'22.648 | 1'17.178 |
| 3 | 5'39.047 | 1'16.399 |
| 4 | 6'55.133 | 1'16.086 |
| 5 | 8'11.783 | 1'16.650 |
| 6 | 9'27.560 | 1'15.777 |
| 7 | 10'42.909 | 1'15.349 |
| 8 | 12'00.225 | 1'17.316 |
| 9 | 13'15.726 | 1'15.501 |
| 10 | 14'34.694 | 1'18.968 P |
| 11 | 18'36.806 | 4'02.112 P |
| 12 | 19'52.135 | 1'15.329 |
| 13 | 21'07.469 | 1'15.334 |
| 14 | 22'22.532 | 1'15.063 |
| 15 | 23'38.441 | 1'15.909 |
| 16 | 24'54.135 | 1'15.694 |
| 17 | 26'10.088 | 1'15.953 |
| 18 | 27'25.812 | 1'15.724 |
| 19 | 28'41.213 | 1'15.401 |
| 20 | 29'56.393 | 1'15.180 |
| 21 | 31'11.358 | **1'14.965** |

### 22 GATTO M.

| | | |
|---|---|---|
| | 2'24.684 | |
| 1 | 3'41.607 | 1'16.923 |
| 2 | 4'56.988 | 1'15.381 |
| 3 | 6'12.018 | 1'15.030 |
| 4 | 7'26.787 | 1'14.769 |
| 5 | 8'41.317 | 1'14.530 |
| 6 | 9'55.114 | 1'13.797 |
| 7 | 11'09.042 | 1'13.928 |
| 8 | 12'22.949 | 1'13.907 |
| 9 | 13'45.486 | 1'22.537 P |
| 10 | 17'44.494 | 3'59.008 P |
| 11 | 19'00.543 | 1'16.049 |
| 12 | 20'14.772 | 1'14.229 |
| 13 | 21'28.794 | 1'14.022 |
| 14 | 22'42.728 | 1'13.934 |
| 15 | 23'56.764 | 1'14.036 |
| 16 | 25'10.762 | 1'13.998 |
| 17 | 26'24.527 | 1'13.765 |
| 18 | 27'38.255 | **1'13.728** |
| 19 | 28'52.043 | 1'13.788 |
| 20 | 30'06.317 | 1'14.274 |

### 24 RUGOLO M.

| | | |
|---|---|---|
| | 2'31.886 | |
| 1 | 3'57.926 | 1'26.040 |
| 2 | 5'12.616 | 1'14.690 |
| 3 | 6'26.502 | 1'13.886 |
| 4 | 7'40.144 | 1'13.642 |
| 5 | 8'53.790 | 1'13.646 |
| 6 | 10'06.981 | 1'13.191 |
| 7 | 11'20.372 | 1'13.391 |
| 8 | 12'33.288 | 1'12.916 |
| 9 | 13'46.549 | 1'13.261 |
| 10 | 15'05.905 | 1'19.356 P |
| 11 | 20'11.290 | 5'05.385 P |
| 12 | 21'24.225 | 1'12.935 |
| 13 | 22'36.653 | 1'12.428 |
| 14 | 23'49.236 | 1'12.583 |
| 15 | 25'09.298 | 1'20.062 |
| 16 | 26'21.694 | 1'12.396 |
| 17 | 27'37.322 | 1'15.628 |
| 18 | 28'49.622 | **1'12.300** |
| 19 | 30'05.655 | 1'16.033 |

### 51 BRIGLIADORI I.

| | | |
|---|---|---|
| | 2'58.088 | |
| 1 | 4'13.609 | 1'15.521 |

P = Box In/Out - C = Tempo Invalidato

# C.I.T 2006

# C.I. Formula 3

CIF3

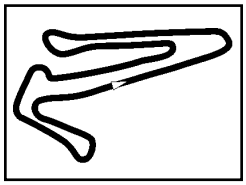

## C.I. Formula 3 - Analisi Tempi Giro Prove di Qualificazione 1° Turno

Adria Int Raceway 2.702 m



| Giro | Tempo | T. Giro |
|---|---|---|
| 3 | 5'28.494 | 1'14.885 |
| 4 | 6'44.492 | 1'15.998 |
| 5 | 7'58.658 | 1'14.166 |
| 6 | 9'13.279 | 1'14.621 |
| 7 | 10'38.731 | 1'25.452 P |
| 8 | 15'39.178 | 5'00.447 P |
| 9 | 16'53.097 | 1'13.919 |
| 10 | 18'06.701 | 1'13.604 |
| 11 | 19'20.800 | 1'14.099 |
| 12 | 20'34.724 | 1'13.924 |
| 13 | 21'48.320 | 1'13.596 |
| 14 | 23'01.655 | **1'13.335** |
| 15 | 24'15.735 | 1'14.080 |
| 16 | 25'30.013 | 1'14.278 |
| 17 | 26'43.562 | 1'13.549 |
| 18 | 27'57.231 | 1'13.669 |
| 19 | 29'10.635 | 1'13.404 |
| 20 | 30'26.170 | 1'15.535 |

### 52 NEGROTTI G.

| | | |
|---|---|---|
| | 2'59.726 | |
| 1 | 4'19.916 | 1'20.190 |
| 2 | 5'37.434 | 1'17.518 |
| 3 | 6'54.682 | 1'17.248 |
| 4 | 8'13.606 | 1'18.924 |
| 5 | 9'31.108 | 1'17.502 |
| 6 | 10'47.087 | 1'15.979 |
| 7 | 12'03.689 | 1'16.602 |
| 8 | 13'19.609 | 1'15.920 |
| 9 | 14'37.003 | 1'17.394 |
| 10 | 15'52.718 | 1'15.715 |
| 11 | 17'08.522 | 1'15.804 |
| 12 | 18'24.238 | 1'15.716 |
| 13 | 19'39.744 | 1'15.506 |
| 14 | 20'55.423 | 1'15.679 |
| 15 | 22'11.024 | 1'15.601 |
| 16 | 23'26.186 | **1'15.162** |
| 17 | 24'42.067 | 1'15.881 |
| 18 | 25'57.893 | 1'15.826 |
| 19 | 27'13.672 | 1'15.779 |
| 20 | 28'32.728 | 1'19.056 |
| 21 | 29'49.619 | 1'16.891 |
| 22 | 31'05.300 | 1'15.681 |

### 53 GHIOTTO S.

| | | |
|---|---|---|
| | 2'04.402 | |
| 1 | 3'24.390 | 1'19.988 |
| 2 | 4'42.166 | 1'17.776 |
| 3 | 5'58.698 | 1'16.532 |
| 4 | 7'14.345 | 1'15.647 |
| 5 | 8'30.292 | 1'15.947 |
| 6 | 9'47.262 | 1'16.970 |
| 7 | 11'02.809 | 1'15.547 |
| 8 | 12'18.234 | 1'15.425 |
| 9 | 13'34.391 | 1'16.157 |
| 10 | 14'49.534 | 1'15.143 |
| 11 | 16'07.759 | 1'18.225 P |
| 12 | 21'15.959 | 5'08.200 P |
| 13 | 22'31.041 | 1'15.082 |
| 14 | 23'45.933 | 1'14.892 |
| 15 | 25'00.769 | 1'14.836 |
| 16 | 26'15.468 | **1'14.699** |
| 17 | 27'30.446 | 1'14.978 |
| 18 | 28'54.506 | 1'24.060 P |

### 55 RAMBELLI G.

| | | |
|---|---|---|
| | 2'12.709 | |
| 1 | 3'32.465 | 1'19.756 |
| 2 | 4'50.202 | 1'17.737 |
| 3 | 6'07.898 | 1'17.696 |
| 4 | 7'25.788 | 1'17.890 |
| 5 | 9'47.726 | 2'21.938 |
| 6 | 11'05.109 | 1'17.383 |
| 7 | 12'22.099 | 1'16.990 |
| 8 | 13'40.512 | 1'18.413 |
| 9 | 14'57.844 | 1'17.332 |
| 10 | 16'14.891 | 1'17.047 |
| 11 | 17'31.317 | 1'16.426 |
| 12 | 18'47.418 | 1'16.101 |
| 13 | 20'04.840 | 1'17.422 P |
| 14 | 23'02.754 | 2'57.914 P |
| 15 | 24'19.293 | 1'16.539 |
| 16 | 25'35.329 | 1'16.036 |
| 17 | 26'51.568 | 1'16.239 |
| 18 | 28'07.681 | 1'16.113 |
| 19 | 29'23.365 | 1'15.684 |
| 20 | 30'38.633 | **1'15.268** |

### 81 BALDAZZI L.

| | | |
|---|---|---|
| | 1'29.902 | |
| 1 | 2'49.562 | 1'19.660 |
| 2 | 4'07.852 | 1'18.290 |
| 3 | 5'25.983 | 1'18.131 |
| 4 | 6'44.344 | 1'18.361 |
| 5 | 8'02.130 | 1'17.786 |
| 6 | 9'20.294 | 1'18.164 |
| 7 | 10'37.754 | **1'17.460** |
| 8 | 12'07.960 | 1'30.206 P |
| 9 | 17'13.085 | 5'05.125 P |
| 10 | 18'30.621 | 1'17.536 |
| 11 | 19'53.339 | 1'22.718 P |
| 12 | 25'13.435 | 5'20.096 P |
| 13 | 26'31.405 | 1'17.970 |
| 14 | 27'51.572 | 1'20.167 |
| 15 | 29'09.200 | 1'17.628 |
| 16 | 30'26.799 | 1'17.599 |

### 82 "BOGA" .

| | | |
|---|---|---|
| | 1'43.080 | |
| 1 | 3'08.132 | 1'25.052 |
| 2 | 4'28.251 | 1'20.119 |
| 3 | 5'46.922 | 1'18.671 |
| 4 | 7'05.218 | 1'18.296 |
| 5 | 8'23.099 | 1'17.881 |
| 6 | 9'41.436 | 1'18.337 |
| 7 | 10'58.758 | 1'17.322 |
| 8 | 12'17.065 | 1'18.307 |
| 9 | 13'39.138 | 1'22.073 P |
| 10 | 17'43.107 | 4'03.969 P |
| 11 | 19'01.095 | 1'17.988 |
| 12 | 20'17.906 | 1'16.811 |
| 13 | 21'35.184 | 1'17.278 |
| 14 | 22'51.255 | 1'16.071 |
| 15 | 24'07.281 | 1'16.026 |
| 16 | 25'23.708 | 1'16.427 |
| 17 | 26'39.340 | **1'15.632** |
| 18 | 28'02.573 | 1'23.233 |
| 19 | 29'35.214 | 1'32.641 P |
| 20 | 31'58.826 | 2'23.612 P |

### 83 "GIOGA" .

| | | |
|---|---|---|
| | 1'51.421 | |
| 1 | 3'16.683 | 1'25.262 |
| 2 | 4'37.275 | 1'20.592 |
| 3 | 5'55.468 | 1'18.193 |
| 4 | 7'11.707 | 1'16.239 |
| 5 | 8'28.289 | 1'16.582 |
| 6 | 9'43.670 | 1'15.381 |
| 7 | 10'59.016 | **1'15.346** |

### 84 LUSUARDI D.

| | | |
|---|---|---|
| | 2'21.918 | |
| 1 | 3'42.151 | 1'20.233 |
| 2 | 4'59.816 | 1'17.665 |
| 3 | 6'16.327 | 1'16.511 |
| 4 | 7'32.762 | 1'16.435 |
| 5 | 8'52.951 | 1'20.189 |
| 6 | 10'09.351 | 1'16.400 |
| 7 | 11'25.283 | 1'15.932 |
| 8 | 12'41.157 | 1'15.874 |
| 9 | 13'56.499 | 1'15.342 |
| 10 | 15'17.618 | 1'21.119 P |
| 11 | 20'58.390 | 5'40.772 P |
| 12 | 22'15.980 | 1'17.590 |
| 13 | 23'31.146 | 1'15.166 |
| 14 | 24'46.289 | **1'15.143** |
| 15 | 26'01.653 | 1'15.364 |
| 16 | 27'26.915 | 1'25.262 |
| 17 | 28'42.429 | 1'15.514 |
| 18 | 30'10.666 | 1'28.237 P |

### 93 BENDINELLI C.

| | | |
|---|---|---|
| | 2'01.926 | |
| 1 | 3'25.868 | 1'23.942 |
| 2 | 4'46.476 | 1'20.608 |
| 3 | 6'06.188 | 1'19.712 |
| 4 | 7'25.599 | 1'19.411 |
| 5 | 8'47.384 | 1'21.785 |
| 6 | 10'06.184 | **1'18.800** |
| 7 | 11'25.220 | 1'19.036 |
| 8 | 12'44.515 | 1'19.295 |

P = Box In/Out - C = Tempo Invalidato

# C.I. Formula 3

CIF3

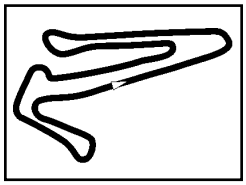

Adria Int Raceway 2.702 m

## C.I. Formula 3 - Analisi Tempi Giro Prove di Qualificazione 1° Turno



P = Box In/Out - C = Tempo Invalidato